

MAKEUP ARTIST



**THE MAKEUP
TECHNICIANS**
ADVANCED SKILLS SET

BROCHURE



ADVANCED SKILL SET

Specialist Makeup Effects

Artist/Designer

SKILLS SET

TABLE OF CONTENT

1.INTRO

4.HIGH END RUNWAY, BEAUTY

6. DESIGN / ILLUSTRATION

8.CREATURE MAKEUP EFFECTS

10. PROSTHETICS CHARACTER WITH TEETH

12. BUSINESS BUILD MY BRAND

14. VINTAGE HAIR STYLING & WIGS

16 WIG KNOTTING

18 AIRBRUSHING

CUA51015

ADVANCED SKILL SET

Specialist Makeup Effects

Artist/Designer

SELECTING DIFFERENT ELECTIVES FOR DIFFERENT OUTCOMES

Students will be given a transfer or credit, of units of competency if already completed, CUA51015 Diploma of Screen & Media in Specialist Makeup Services, however this course has been developed and designed by The Makeup Technicians for above standard industry level entry.

"Your Success is our Success"
Work placement is a great place to make Pro contacts.

100 hours of Work Experience
over 20 weeks Tuition.

SKILL SET is an **ADVANCED LEVEL** of makeup skills and knowledge.


This is a six month extension in **ADVANCED MAKEUP** and is designed for people who wish to further develop their make-up skills in specialty areas.

ADVANCED SKILL SET will fast-track students into the make-up industry by providing them with advanced knowledge, skills and techniques that would otherwise take many years of working in the industry to learn. The course will aim to build the student's confidence and provide them with the chance to learn from, and work with more industry experienced make-up professionals working in the film, television and theatre industry, thereby opening more doors to job opportunities.

Units covered in **ADVANCED SKILL SET**, greatly extend the knowledge and skills of the student, as the students are assessed at a higher level.

ADVANCED SKILL SET assessments are based on the quality of work from and assessed with **team leader qualities, research, projects and subjects**, which is outlined in the Core Unit Topics which can be found on the next page.

As a pre-request for **ADVANCED SKILL SET** students must have completed the **DIPLOMA OF SCREEN & MEDIA IN SPECIALIST MAKEUP SERVICES**. Transfer of credits also apply for anyone holding a Diploma of Specialist Makeup Services, acquire the different levels of training to become a **QUALIFIED PROFESSIONAL MAKEUP ARTIST**.



ADVANCED SKILL SET - DIPLOMA OF SCREEN & MEDIA IN SPECIALIST MAKEUP CUA51015

Entry Requirements

Diploma of Screen & Media in Specialist Makeup or equivalent which contain within the qualification

CUAMUP401 Design, Apply and Remove Makeup

CUAMUP502 Design and Apply Specialised Makeup

CUAMUP503 Design and Apply Special Makeup Effects

Units = 8

8 elective units of which:

All units may be co-assessed. A Holistic approach to the units for ADVANCED SKILL SET is adopted where possible. Students will receive all units at the completion of the full course. The evidence gathering techniques may include observation of performance, questioning, workbooks, practical tasks, simulation, interviews, third party reports, etc. The techniques used for this qualification and target group are as follows, Written task, Work Placement, Case study/scenarios, projects, presentation, reflection and recognition of prior learning RPL.

Units

CUASFX401 Create a SPFX Item

SHBHDES005 Select and Apply Hair Extensions

BSBHRM405 A Support the Recruitment, Selection and Induction of Staff

CUAMUP504 Create Prosthetics for Special Makeup Effects

BSBOHS505B Manage Hazards in the Work Environment

BSBCRT403 Explore the History and Social Impact of Creativity

BSBFIM501 Manage Budgets and Financial Plans

BSBPMG518 A Manage Project Procurement

D i p l o m a

Advanced Skills Set, is a further 6 month in Prosthetics, Fashion, Advanced SPFX, Advanced Hair Styling, Airbrushing, Design & Creative Illustration"

THIS IS THE time TO FOCUS ON ONE creative medium AT A TIME, CONCENTRATING ON INDIVIDUAL SUBJECTS ALLOWS YOU TIME TO DEVELOP YOUR SKILLS TO the NEXT LEVEL WITH CONFIDENCE. THIS ADVANCED SKILLS SET HAS BEEN created for DIPLOMA graduated make-up artists who want to grow and develop in all areas of Makeup, creatively producing a fabulous body of work to an advanced Professional level.

TMT ADVANCED SKILLS SET delves into more advanced skills, giving you the confidence to work as a Special Effects Makeup Artist and Makeup Designer, sooner than you can imagine. We'll broaden your skillset, deepen your knowledge and GIVE YOU valuable hands-on experience – not to mention an invaluable edge over your competitors.

Subjects are broken down into blocks, spending dedicated weeks working on Fashion, studying directly under Hair & Makeup Artists, who are doyens of their different mediums from Runway to the BIG SCREEN. Really work on the CREATIVE DESIGN & RESEARCH, of fashion looks to specialty looks for actors in period dramas, horror movies, science fiction and everything in between on a seriously professional level.

WORK WITH SPECIALIST TRAINERS UNDER THEIR CREATIVE GUIDANCE, TMT SPECIALIST TRAINERS, WHO WORK IN FASHION, FILM &, RUNWAY HEADS, THEATRE CREATIVES AND OTHER INDUSTRY HEADS OF DEPARTMENTS.


LOVE MAKEUP ARTISTRY





RUNWAY & FASHION

MEET CURRENT FASHION AND RUNWAY ARTISTS , LEARN FROM THEM, WHAT IT TAKES TO MAKE A GREAT IMAGE AND A GREAT IMPRESSION IN THIS EXCITING INDUSTRY. BEAUTY, EDITORIAL, RUNWAY, ADVERTORIAL: UNDERSTAND THE BRIEF TO CREATE THE LATEST LOOKS .



"


Life is a succession of lessons which must be lived to be understood.

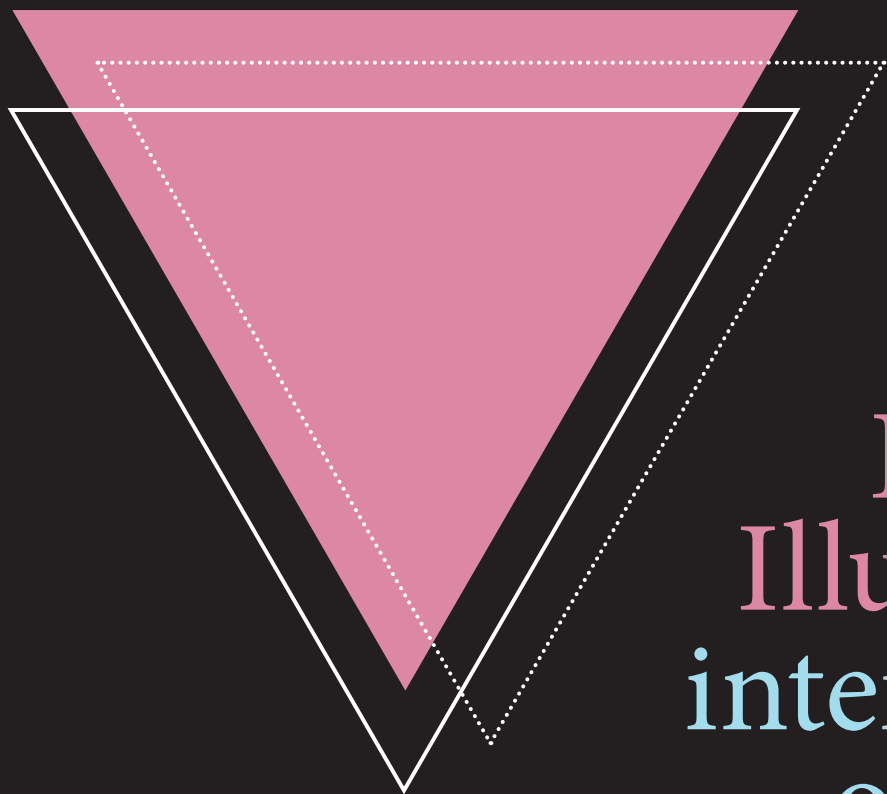
"

Who are the top fashion artists currently working in the industry? Research and discuss current artists: learn how they created their own path working on run way looks: Avante Garde, Nouveau, European to Australian Runway, Period inspiration, photographic, editorial and advertorial.

Design and produce high end fashion looks and create stunning portfolio images working on models.

Have the opportunity to design and showcase your own high end fashion look for a photo shoot with a highly regarded Sydney Fashion Photographer on location or in studio.





Draw & Design, Illustration.

interpretation
or visual
explanation of
a text concept
or process,
designed for
creation of
character or
model.

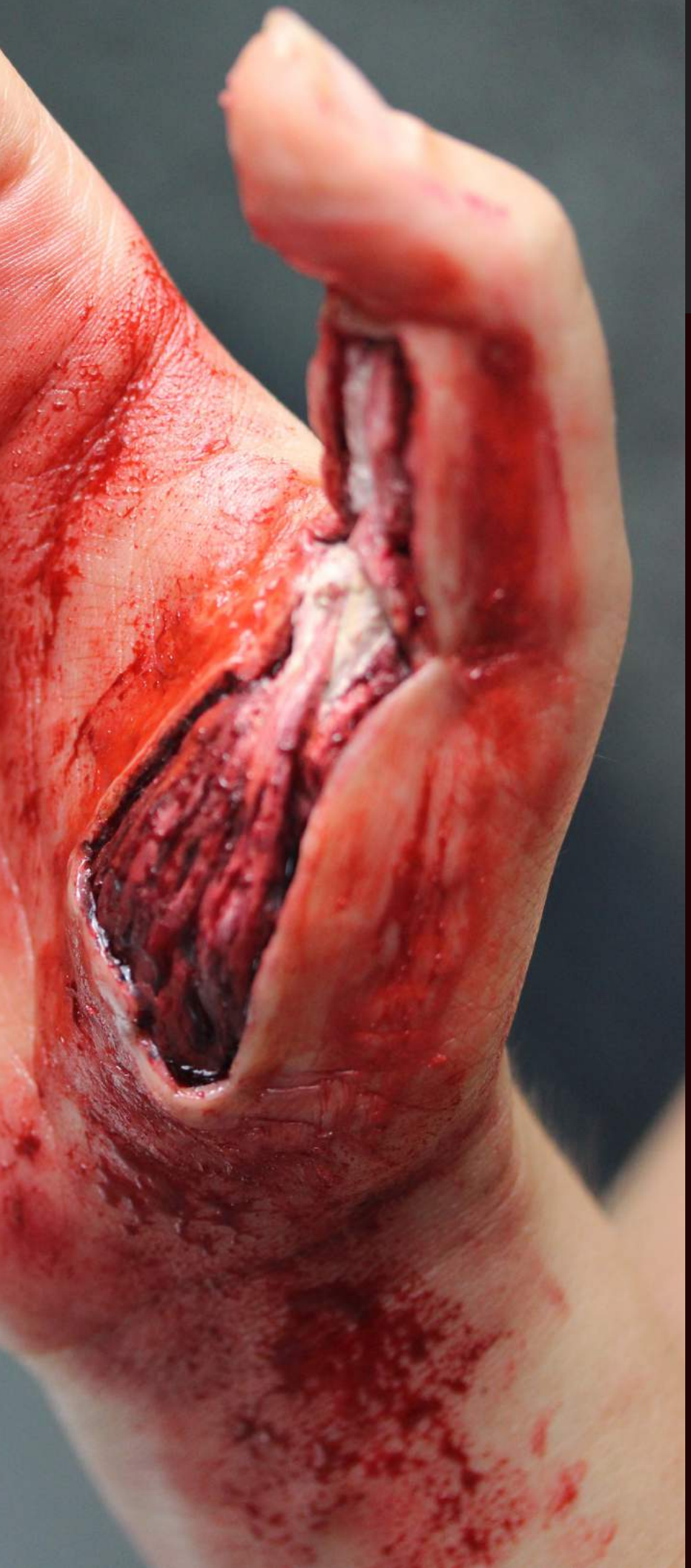
Illustration

Perfect the art of drawing when designing looks from SPFX creations to runway high end for magAZINES.

An illustration is a decoration, interpretation or visual explanation of a text, concept or process, designed for integration in published media, or film in character work to help build and create stories as images, fashion spreads in magazines, books, teaching materials, animations and films.



MAKEUP EFFECTS





"Look at a day
when you are
supremely
satisfied at the end.

It's not a day
when you lounge
around doing
nothing;
it's when you've
had everything to
do, and you've
done it all."

Further develop your knowledge and skills using various advanced techniques, latest and specialised S.P.F.X products to create serious facial & body injuries, simulate a full decomposed body for film or TV Drama.

Create Full Characters-

Hair punch silicone to create eyebrows and facial hair pieces for prosthetics characters.

FOAM LATEX PROSTHETICS

With your initial understanding of silicon prosthetics creation learnt in the first 12 months, its time to really get into the advanced techniques of design! Craft, Sculpting to explore the anatomy of various creatures and humans.

Learn the techniques involved in casting and molding foam latex pieces to create your film worthy characters, this will propel you into the world of film, SPFX or TV drama.

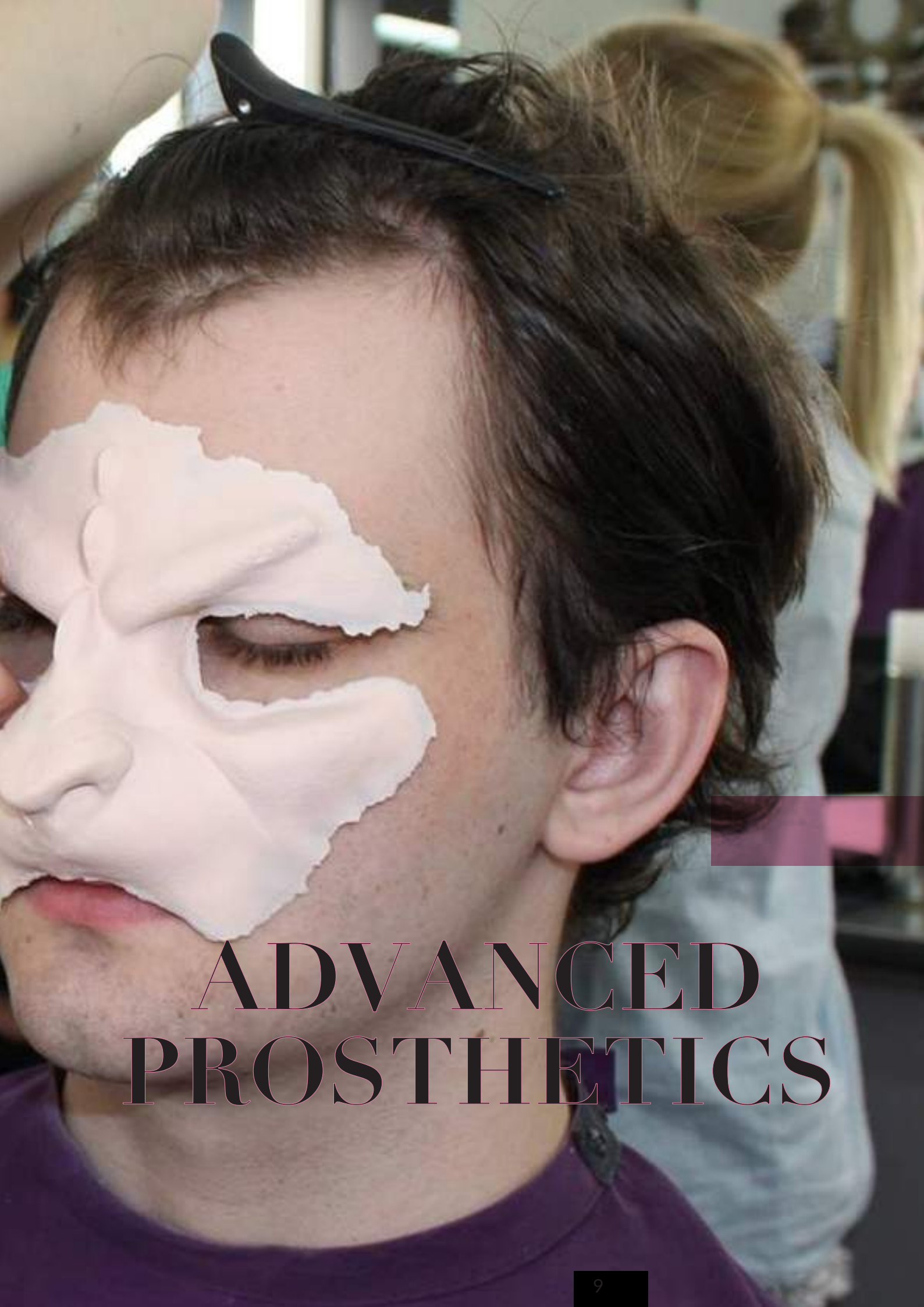
Discuss and demonstrate the importance of safety and hygiene. Prosthetics products can be volatile so you need to understand each product's properties.

Material Safety Data Sheets (MSDS) are product guides for you to safely use the products required to bring your characters to life.


With your sculptured design finished; pour and bake your mold to create your creative foam latex facial piece.

Next complete your paint job and apply to your models face, bringing your designed, character to life.

Create prosthetic teeth, we'll teach you how to make photorealistic prosthetic teeth for creature characters.



ADVANCED PROSTHETICS



Business is a part of the course to get excited about. Learn how to build your brand, with so many artists in the game you want to stand apart and show your style, flair, expertise & confidence to get noticed in this exciting industry.


However, it depends on where you want to work-Film, Fashion, TV, SPFX, Theatre, working on your portfolio and social media presence is the place to start. Knowing how to put your portfolio together to be seen as a professional artist is another major factor in getting yourself out there.

What does it take to build your brand today? Following a series of steps and procedures developed by TMT, working together will get you noticed.

**BUSINESS
COMPONENT**

- Marketing
- Portfolio
- Social Media
- Conduct a Briefing
- Make a Presentation
- Conduct Research
- Develop a Budget
- Manage a Budget
- Manage a Project
- Develop and Implement an Operational Plan
- Address Legal and Administrative Requirements

BUILD YOUR MAKEUP BRAND



EXPLORE & EXPAND
YOUR CREATIVITY



VINTAGE STYLING


Become familiar and specialize with tried & tested innovative & current styling techniques giving you the skills to create unique hairstyles, on the job, like a Professional Session Hair Stylist.

Techniques include:

Fine tune Pin curling for Runway, Victory Rolls – Using this versatile and classic look, deconstruct and create amazing looks for shoots, runway, television productions and more.


Vintage Fringe techniques – Tips and tricks for styling perfectly, smooth techniques.



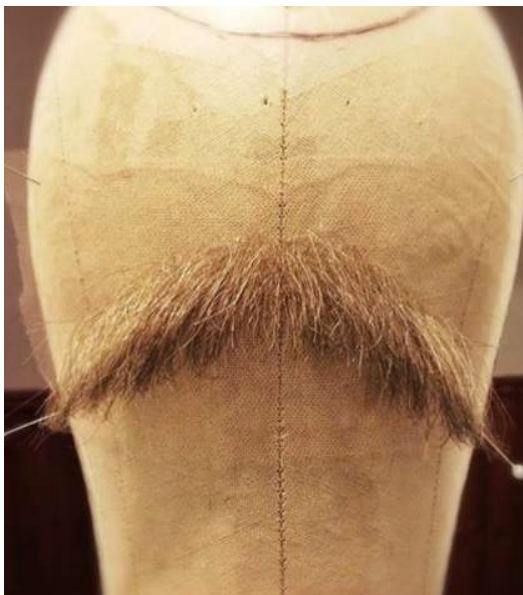


WIGS & HAIR

These styles date back in time but they are the groundwork for Vintage Hairstyling-use these skills to perfect styling for Film, Theatre and Television, deconstruct for fashion and runway. Knowing these famous styles & working with natural hair, wigs, hair pieces and extensions will inspire you to design and create amazing trend looks. Develop your skills and put into practice these techniques for popular & Vintage Hairstyles. This is intensive and hands on so get ready to have some fun! With Advanced Skills and techniques you can confidently work in any area of the Film, Fashion, Television or Theatrical mediums.



"A dream becomes a goal when action is taken toward it"





John Blake's Wigs & Facial Hair

Wig Knotting

Used to make hair pieces for Film, Television and Theatre

Research century, period, wigs and facial hair pieces to create your own facial hair piece, try your hand at either a moustache, side burns or eyebrows, once youve knotted, cut and heat style your piece, the next step is to apply your newly hand knotted facial piece, include in your charatcer makeup production. Prep hair and apply lace front wigs for Film or TV production.



AIR



BRUSHING





AIRBRUSHING

Advanced airbrush makeup gives you the confidence to create amazing looks: animal skin textures, perfecting beauty skin, paint job on a prosthetics piece or creative bodyart. Know how to work with the all of the tools and products like a Pro!

Make extraordinary advances in your artistry in a minimal amount of time, you will specialise in this unique service. Stand out from the rest and offer more than just airbrush foundation on your next bride or photoshoot.

Enjoy working with the airbrush in a creative and confident way, remember to have fun and best of all, TMT will supply you with your own personal gun to take with you, all other products and tools will be supplied for use in the class.

GENERAL INFORMATION

Attendance

All students need to attend 90% of the total course to meet the requirements of the Diploma

ADVANCED SKILL SET.

Students who are absent or running late will be expected to contact the school prior to the class start time to advise either the office or the tutor of their situation.

Students who are sick will be asked to provide the office with a doctor's certificate which will be kept on file.

The Tutors of The Makeup Technicians Pty Ltd will ensure that at the beginning of every day the attendance sheet is signed off. The tutor will notify administration staff within 1 hour of class starting of any student that is absent.

Tutors will record days missed on students file. In light of this any student who misses classes will be required to undertake these lessons in the Diploma of Screen & Media in ADVANCED SKILL SET the following year unless a catch up plan has been organised by the tutor and approved by the Principal.

All students need to be competent in all aspects of the course –

so if a student is absent he or she needs to make it up regardless of attendance requirements.

If a Student is absent more than 3 times – the Tutor will organize to meet with the Student to organize a catch up plan. If the student is noticeably absent (5+ days) the Principal will meet with the Student to ascertain whether the student is still within the 90% bracket – and give the student a written warning in regards to the attendance requirements (if absent not due to illness or compassionate reason) – The Principal will also review the students catch up plan and change if required. The student will also be given written notice to inform the student that he or she is able to access The Makeup Technicians Pty Ltd complaints and appeals process and that the student has 20 working days in which to do so.

The Principal will review the Student weekly. If student is still outside of the 90% bracket for attendance with noticeable absents. The Principal will meet with the Student to review the possibility of deferral, suspension or cancelling the student's enrolment.

Where the student has chosen not to access the complaints and appeals processes within the 20 working day period, withdraws from the process, or the process is completed and results in a decision supporting The Makeup Technicians, the Principal of The Makeup Technicians Pty Ltd will notify the Secretary of DEEWR through PRISMS that the student is not achieving satisfactory attendance as soon as practicable.

The Principal/ Director of The Makeup Technicians Pty Ltd will ensure that each student case is individually looked at. A student may still be competent and therefore pass if the student has completed the missed class and had they signed off. If the student is deemed competent in all areas this will override the attendance requirement.

All students are required to attend 90% of the course. If an International student fails to meet the required attendance The Makeup Technicians Pty Ltd may be required to notify PRISMS which may put your student VISA at risk.

Change of Address & Contact Details

Students are to notify the school, in writing, changes in their personal details as soon as possible.

It is a requirement of the Educational Services Overseas Students Act 2000 that, overseas students must, immediately notify the school in writing of any change of address. Failure to do so may have adverse consequences.

Additional Costs

At times during the course there may be optional excursions, which may incur additional minimal charges.

In some cases students may need to purchase extra materials for assignments/presentations e.g. Feathers/sequins for mask making and body art.

For work experience, in most cases students will have sufficient materials however on occasion extra products may be required.

The classroom kit is stocked with enough products for students to complete the course; however students may wish to purchase additional make-up products .

Code of Practice

To view The Make-Up Technician's Code of Practice, please visit our website at:

www.makeup-technicians.com

Privacy Policy

The Makeup Technicians Pty Ltd complies with the Privacy Act. Information collected on

Students is only used for the purpose of delivery of our services. please visit our website at:

www.makeup-technicians.com

Relocation of Premises The Makeup Technicians Pty Ltd will notify all enrolled students of any



COURSE DETAILS:

For Local and International Students.

COURSE:

CUA51015 Advanced Skill Set (full time)

DURATION:

22-week duration (breakdown: 22 weeks' face-to-face study; includes 2week term break)
(805 supervised hours)

CODE:

CUA51015

Days/week:

2 Days per week at the College

ENTRANCE REQUIREMENTS: TMT recognizes that everyone has different desires, skills and experiences, to find yours start by researching what area of the industry you want to be working in, in the next 1-5 years. Under our meticulous guidance and team work, together we will guide you, when creating your body of work please provide conceptual, technical, self-motivation and organisational skills through to your presentation. This enables TMT trainers to view the evidence of your creative artistic ability and potential for your future as a Professional Makeup Artist.

ENROLLING: We would like to discuss your goals with you, with questions like, where do you see yourself as an artist in the next 12 months-5 years and how we can help you get there. Start off by researching, which make-up or special effects artists' work; inspires you. All applicants need to present their portfolio with a minimum of 10 examples of work. In your portfolio, you should include your research and development leading to the final image or video of make-up, and/or special effects through your research as well as your social media.

CARMELLE: The Makeup Technicians experienced Makeup Artist and COE will assess your enrolment based on your interview. Please take the time beforehand to consider and prepare for your conversation with Carmelle.

COURSE AIMS: This course is for current and prospective make-up artists, who want to gain more advanced experience techniques and extend your body of creative work, under the professional guidance and supervision of The Makeup Technicians.

CAREER PROSPECTS: Work as a confident freelance artist in SFX Artist in the screen, media and entertainment industries, such as film, television, theatre and photographic fields.

COURSE DELIVERY: The Makeup Technicians; Advanced Skill Set is delivered face to face, with demonstration's and practical exercises. Learners experience a simulated work places environment, with access to all equipment and products provided by TMT as well as 100 dedicated hours of work placement, through our work experience program.

ASSESSMENT METHODS: Ongoing assessment based on training package assessment criteria. We deliver industry standard clustered assessments at the end of each subject and a final assessment at the end of the course, with both practical and theoretical examinations.

WORK PLACEMENT: TMT offers industry work placement that gets you out into the industry, with the opportunity to work on short Films, assist on industry professional productions.

VISUAL DIARY – SELF-DIRECTED STUDY: It is expected each learner complete a designated 5 hours a week of additional self-directed study. Part of this is compiling your Visual diary, being your daily journal kept by you, the artist, often containing both text content, drawings, face charts and sketches. A diary not only give your expert trainer the opportunity to understand your creative process, which is a useful

SELF-ASSESSMENT TOOL: WITH OUR GUIDANCE OUR SAT, ENCOURAGES YOU TO GROW IN THE AREAS YOU NEED MORE HELP OR AREAS YOU WANT TO FOCUS ON.

COURSE KNOWLEDGE AND ACQUIRED SKILLS COVERED:

- Dive into research to learn & understand this part of a makeup artists process
- How to approach creative practice's professionally
- Design, Research and Presentation Techniques
- Creative tasks, managing creative projects
- Develop your own style with drawing and other visual tools
- Create and apply Latex/Plastic Bald Cap design, creation to application
- Airbrushing for Face & Body beauty, character to Prosthetics paint jobs
- Design and apply Extreme Casualty Simulation for multimedia
- Design, create & apply Facial Prosthetics using silicon, gelatine and foam latex
- Working in the industry
- Wigs and Facial Hair Pieces
- Create photorealistic prosthetic teeth for creature characters
- Creating your body of work for presentation to Industry professionals

ENROL FOR MARCH2018 INTAKE

15.3.18-17.9.18

BECOME THE ARTIST
YOU WANT TO BE..

(02) 9280 2516

tmt@makeup-technicians.com
www.makeup-technicians.com



STUDENT + SUCCESS

MERTON MUAREMI
FELICIA YONG
RORY RICE
KELLY BOWMAN
RYAN FARRAJOTO

PAMELA NOLAN
CAT SMITH
OLIVIA CLEE
JACLYN HNTKO

See more of TMT Alumni Artists
Start following theme on

SOCIAL MEDIA

Check out our FB page to see current student work

THE MAKEUP

TECHNICIANS

ADVANCED SKILLS SET